

Surface Mount Schottky Barrier Diodes

(Pb) Lead(Pb)-Free

Features:

- *Extremely Fast Switching Speed
- *Low Forward Voltage
- *Very Small Conduction Losses
- *Schottky Barrier Diodes Encapsulated in a SOD -323 Package

Description:

These schottky barrier diodes are designed for high speed switching applications circuit protection, and voltage clamping, Extremely low forward voltage reduces conduction loss, Miniature surface mount package is excellent for hand held and portable applications where space is limited.

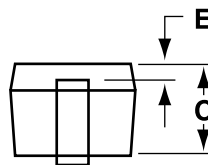
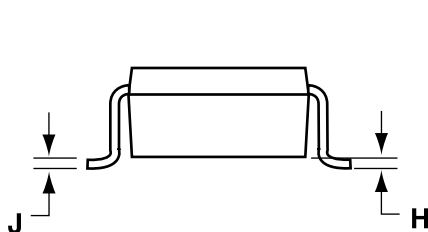
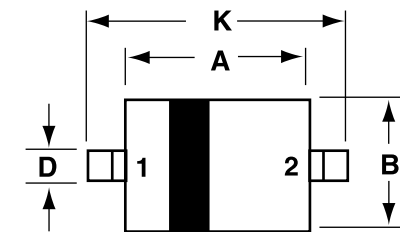
**SMALL SIGNAL
SCHOTTKY DIODES
500m AMPERES
30 VOLTS**



SOD-323

SOD -323 Outline Dimensions

Unit:mm



Dim	MILLMETERS	
	Min	Max
A	1.60	1.80
B	1.15	1.35
C	0.80	1.00
D	0.25	0.40
E	0.15REF	
H	0.00	0.10
J	0.089	0.377
K	2.30	2.70

**PIN 1.CATHODE
2.ANODE**

Maximum Ratings (T_a=25 °C Unless otherwise noted)

Characteristic	Symbol	WSD551H	Unit
Reverse Voltage	V _R	30	Volts
Average Rectifier Forward Current	I _{F(AV)}	500	mA
Peak Forward Surge Current ⁽¹⁾	I _{FSM}	2.0	A
Operating Junction Temperature Range	T _J	-40 to +125	°C
Storage Temperature Range	T _{stg}		

Electrical Characteristics (T_A=25 °C Unless otherwise noted)

Characteristic	Symbol	Min	Max	Unit
Reverse Breakdown Voltage (I _R =100μA)	V(BR)R	30		Volts
Forward Voltage I _F =100mA I _F =500mA	V _F		0.36 0.47	Volts
Reverse Leakage V _R =20V	I _R		100	μA _{dc}

NOTE:

- 60HZ for 1 ∞

Device Marking

Item	Marking	Equivalent Circuit diagram
WSD551H	D , 2V , K	1 ○ — ←—○ 2

Electrical characteristic curves (Ta=25°C)

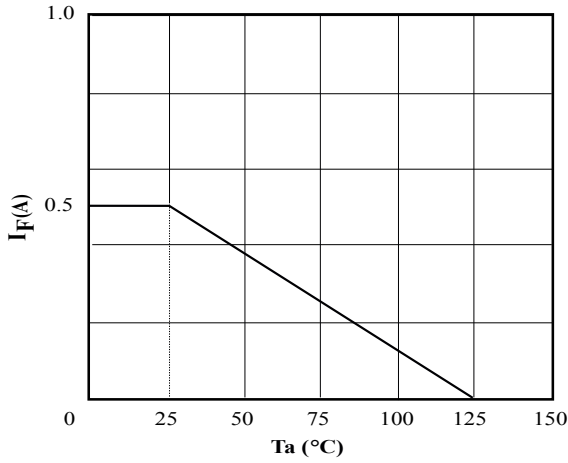


Fig.4 Derating curve

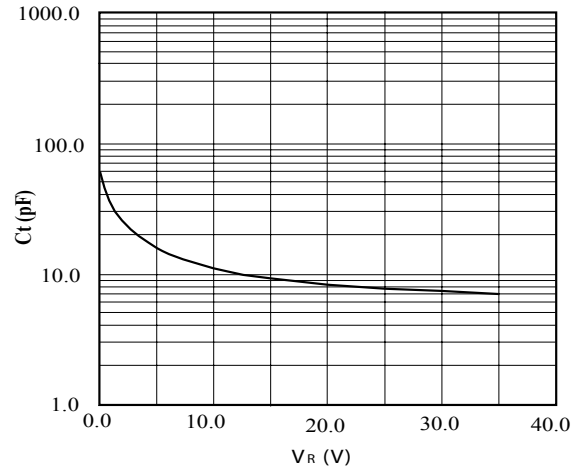


Fig.3 Capacitance between terminals characteristics

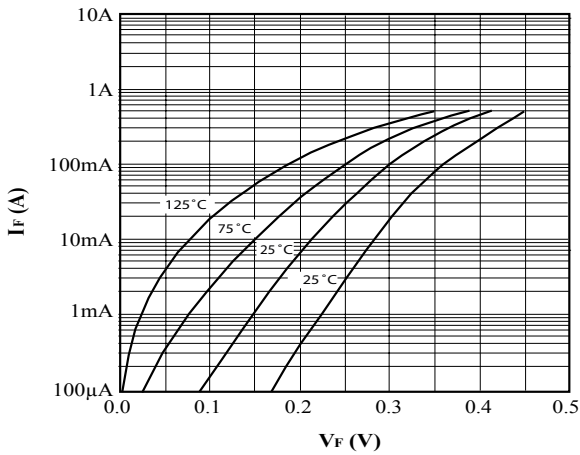


Fig.1 Forward characteristics

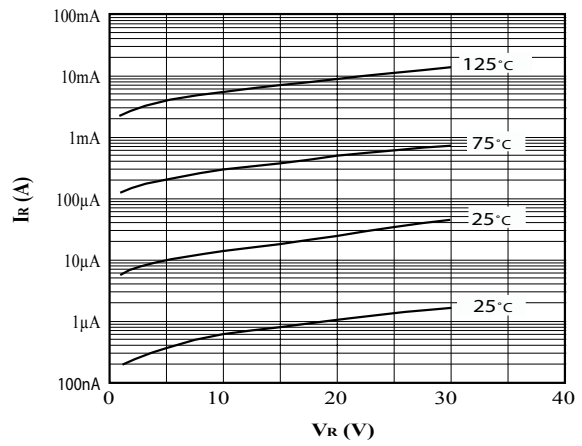


Fig.2 Reverse characteristics